


Thomas Believes

EASTER 2
JOHN 20:19-31



Thomas had questions! He needed to see Jesus in the flesh to believe. Try some of these activities in your family to explore bodies and believing this Easter season.

HUM A TUNE

Close your eyes and have a family member hum a tune. Try to guess who it is just by listening to the voice. Was anyone fooled?

JESUS IN ASL

Do you know how to sign *Jesus* in American Sign Language? Look it up or ask someone who might know. Why do you think that is the sign for Jesus?

SCAR STORIES

Thomas said he needed to see the marks on Jesus' hands to believe. Do you have any scars? How did you get them? Swap scar stories together. Sometimes you might need to see the scar to believe the story!

CELL SKETCHES

Draw some red and white blood cells, or whatever you think your cells would look like under a microscope, and write the verse John 20:29 in the cells.

HAND I.D.

Close your eyes and see if you can guess another family member's identity just by feeling their hands.

WHAT'S DIFFERENT

Jesus appeared in the same room twice, but Thomas was only there the second time. Play "What's different in this room?" together. Once family members take a good look at everything in a room, everyone steps out except one person who shuts the door and moves an object to a different part of the room. When everyone returns to the room, see who can find what's different.

BELIEVE IT

Do you know any unbelievable facts? Can you look up some amazing trivia? Tell a friend and see if they believe it or doubt it is true. How can you prove it to them?


This week our family is praying for:



Thomas Believes

EASTER 2 • BELIEVE

Grades
1-2



2



Name: _____

My Question

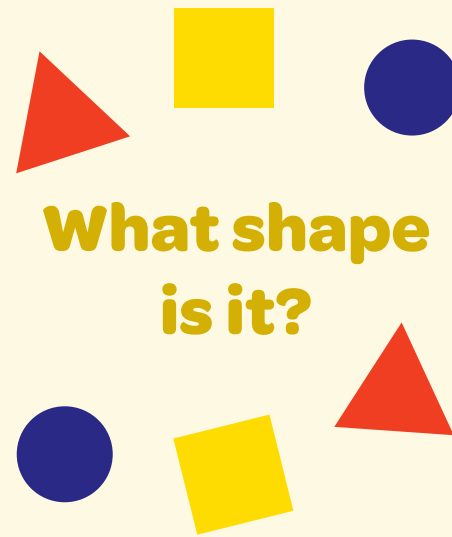
What color is it?



Who uses it?



What shape is it?



Where is it kept?



When is it used?



Can you tell me more?



Is it hard or soft?



Do most families have this?



My Answer

How BIG is it?



How is it used?



Does it have a smell?



Will you give me a clue?

